




































Pos.	Bib	Name	Surname	Team	Country	Laps	Final lap distance	Total distance	Avg speed km/h	Record
1	136	SOROKIN	Aleksandr	LITHUANIA	LTU	188	52,76	<b>278,972</b>	11,62 km/h	NR
2	103	BÓDIS	Tamás	HUNGARY	HUN	186	283,96	<b>276,221</b>	11,51 km/h	NR
3	206	LEBLOND	Olivier	UNITED STATES OF AMERICA	USA	185	1038,01	<b>275,485</b>	11,48 km/h	PB
4	79	CLAVERY	Erik	FRANCE	FRA	183	752,06	<b>272,217</b>	11,34 km/h	NR
5	63	PENALVA LOPEZ	Ivan	SPAIN	ESP	182	178,36	<b>270,152</b>	11,26 km/h	
6	159	PIOTROWSKI	Andrzej	POLAND	POL	180	972,13	<b>267,964</b>	11,17 km/h	NR
7	207	JACKSON	Jacob	UNITED STATES OF AMERICA	USA	179	148,77	<b>265,649</b>	11,07 km/h	PB
8	54	VELIČKA	Ondřej	CZECH REPUBLIC	CZE	179	145,42	<b>265,646</b>	11,07 km/h	NR
9	101	CSEČSEI	Zoltán	HUNGARY	HUN	178	939,92	<b>264,949</b>	11,04 km/h	NR
10	201	TKACHUK	Andrii	UKRAINE	UKR	177	269,03	<b>262,788</b>	10,95 km/h	NR
11	8	BRETZ	Kay	AUSTRALIA	AUS	175	133,20	<b>259,670</b>	10,82 km/h	PB
12	83	RUEL	Stephane	FRANCE	FRA	174	983,89	<b>259,029</b>	10,79 km/h	
13	210	LEWIS	Harvey	UNITED STATES OF AMERICA	USA	174	573,61	<b>258,619</b>	10,78 km/h	PB
14	164	KOT	Rafal		POL	169	807,89	<b>251,398</b>	10,47 km/h	PB
15	90	MASKELL	Paul	GREAT BRITAIN AND NORTHERN IRELAND	GBR	169	669,89	<b>251,260</b>	10,47 km/h	PB
16	125	NARAKI	Toshiro	JAPAN	JPN	169	275,00	<b>250,865</b>	10,45 km/h	
17	91	STEWART	James	GREAT BRITAIN AND NORTHERN IRELAND	GBR	169	104,70	<b>250,695</b>	10,45 km/h	PB
18	123	TAKAHASHI	Nobuyuki	JAPAN	JPN	167	1179,08	<b>248,788</b>	10,37 km/h	
19	80	COSTA	Valentin	FRANCE	FRA	167	220,07	<b>247,829</b>	10,33 km/h	
20	94	HÖSL	Patrick	GERMANY	GER	166	1355,35	<b>247,473</b>	10,31 km/h	PB
21	12	MULLER	Kevin	AUSTRALIA	AUS	166	175,19	<b>246,293</b>	10,26 km/h	
22	118	GRASSI	Matteo	ITALY	ITA	165	238,35	<b>244,865</b>	10,20 km/h	PB
23	88	LAWSON	Daniel	GREAT BRITAIN AND NORTHERN IRELAND	GBR	165	104,52	<b>244,731</b>	10,20 km/h	
24	162	WERESZCZAK	Andrzej	POLAND	POL	164	758,30	<b>243,894</b>	10,16 km/h	PB
25	50	HORČIČKA	Jiří	CZECH REPUBLIC	CZE	164	552,08	<b>243,688</b>	10,15 km/h	PB
26	151	NORUM	Jo Inge	NORWAY	NOR	163	1295,18	<b>242,940</b>	10,12 km/h	
27	10	HORSBURGH	Ewan	AUSTRALIA	AUS	163	168,76	<b>241,813</b>	10,08 km/h	
28	102	HALAMA	Levente	HUNGARY	HUN	162	915,48	<b>241,069</b>	10,04 km/h	
29	117	CERONI	Matteo	ITALY	ITA	159	1298,25	<b>236,979</b>	9,87 km/h	PB
30	166	GIL	Luis	PORTUGAL	POR	159	896,57	<b>236,577</b>	9,86 km/h	PB
31	82	GERARDIN	Raphael	FRANCE	FRA	159	752,06	<b>236,433</b>	9,85 km/h	
32	163	MALYSZEK	Leszek	POLAND	POL	159	639,85	<b>236,320</b>	9,85 km/h	
33	124	INOUE	Shingo	JAPAN	JPN	159	535,79	<b>236,216</b>	9,84 km/h	
34	84	RUIZ	Patrick	FRANCE	FRA	159	272,74	<b>235,953</b>	9,83 km/h	
35	87	HOLYOAK	Steven	GREAT BRITAIN AND NORTHERN IRELAND	GBR	158	399,96	<b>234,589</b>	9,77 km/h	
36	152	KRONEN TARANGER	Bjorn Tore	NORWAY	NOR	158	241,61	<b>234,431</b>	9,77 km/h	
37	65	MATAIX GRACIA	Miguel	SPAIN	ESP	156	990,23	<b>232,198</b>	9,67 km/h	
38	75	RONKAINEN	Tomi	FINLAND	FIN	155	753,96	<b>230,470</b>	9,60 km/h	PB
39	208	RIOPEL	Rich	UNITED STATES OF AMERICA	USA	155	122,07	<b>229,839</b>	9,58 km/h	
40	105	NARAYANA	Ullas	INDIA	IND	155	0,00	<b>229,717</b>	9,57 km/h	
41	67	POLL	Cris	ESTONIA	EST	154	1104,70	<b>229,330</b>	9,56 km/h	PB
42	97	WEBER	Felix	GERMANY	GER	154	109,49	<b>228,335</b>	9,51 km/h	PB
43	89	MacDONALD	Grant	GREAT BRITAIN AND NORTHERN IRELAND	GBR	153	998,82	<b>227,733</b>	9,49 km/h	
44	161	BRACZYK	Krzysztof	POLAND	POL	153	756,49	<b>227,491</b>	9,48 km/h	
45	35	CRACCO JUNIOR	Urbano Dario	BRAZIL	BRA	152	1114,11	<b>226,358</b>	9,43 km/h	PB
46	56	HEREJT	Petr	CZECH REPUBLIC	CZE	152	998,82	<b>226,242</b>	9,43 km/h	PB
47	57	FRIIS	Carsten	DENMARK	DEN	151	1424,76	<b>225,177</b>	9,38 km/h	PB
48	21	GLASER	Dominik	AUSTRIA	AUT	151	78,82	<b>223,831</b>	9,33 km/h	PB
49	111	KEITH	Eoin	IRELAND	IRL	150	860,74	<b>223,122</b>	9,30 km/h	
50	14	REDFERN	Stephen	AUSTRALIA	AUS	149	1000,36	<b>221,771</b>	9,24 km/h	
51	25	PAVIC	Branislav	BOSNIA-HERZEGOVINA	BIH	149	343,59	<b>221,114</b>	9,21 km/h	PB
52	121	ROVERA	Paolo	ITALY	ITA	149	138,72	<b>220,909</b>	9,20 km/h	
53	116	BRAVI	Paolo	ITALY	ITA	148	915,75	<b>220,195</b>	9,17 km/h	PB
54	113	GALLEN	Eddie	IRELAND	IRL	148	861,01	<b>220,141</b>	9,17 km/h	
55	13	PEARSON	John	AUS	AUS	147	74,38	<b>217,863</b>	9,08 km/h	
56	184	VÁLITALO	Dan	SWEDEN	SWE	146	490,91	<b>216,788</b>	9,03 km/h	
57	132	BONDARS	Aivars	LATVIA	LAT	146	108,77	<b>216,406</b>	9,02 km/h	PB
58	16	YOON	John	AUSTRALIA	AUS	145	980,64	<b>215,787</b>	8,99 km/h	
59	133	KALNINŠ	Ritvars	LATVIA	LAT	145	759,12	<b>215,566</b>	8,98 km/h	PB
60	174	MIKLIC	Mirko Bogomir	SLOVENIA	SLO	145	176,55	<b>214,983</b>	8,96 km/h	
61	11	LOVEDAY	Barry	AUS	AUS	145	102,16	<b>214,909</b>	8,95 km/h	
62	38	MOCHINACZ	Itacir	BRAZIL	BRA	145	83,61	<b>214,890</b>	8,95 km/h	PB
63	107	SHARMA	Sunil	INDIA	IND	144	428,11	<b>213,744</b>	8,91 km/h	
64	170	TRUȘCĂ	Daniel	ROMANIA	ROU	144	64,43	<b>213,380</b>	8,89 km/h	
65	72	KUKKO	Jyrki	FINLAND	FIN	144	46,69	<b>213,362</b>	8,89 km/h	
66	49	BRUNNER	Radek	CZECH REPUBLIC	CZE	143	303,86	<b>212,128</b>	8,84 km/h	
67	108	MOHANTY	Pranaya Pratap	INDIA	IND	143	130,76	<b>211,955</b>	8,83 km/h	PB
68	109	JAIN	Kanan	INDIA	IND	142	823,00	<b>211,157</b>	8,80 km/h	PB
69	126	ABIKO	Ryo	JAPAN	JPN	142	274,91	<b>210,608</b>	8,78 km/h	
70	64	DE LAS HERAS MONFORTE	Nicolas	SPAIN	ESP	141	1186,86	<b>210,029</b>	8,75 km/h	
71	92	STOCKS	Michael	GREAT BRITAIN AND NORTHERN IRELAND	GBR	141	302,24	<b>209,145</b>	8,71 km/h	
72	39	ROULIER	Sebastien	CANADA	CAN	141	276,27	<b>209,119</b>	8,71 km/h	
73	96	LUX	Christoph	GERMANY	GER	140	672,61	<b>208,024</b>	8,67 km/h	PB
74	215	RODRIGUES	Vitor	PORTUGAL	POR	140	609,45	<b>207,961</b>	8,67 km/h	PB
75	22	HARTL	Herbert	AUSTRIA	AUT	140	398,88	<b>207,750</b>	8,66 km/h	PB
76	3	KIERDELEWICZ	Nicolas	ARGENTINA	ARG	139	708,53	<b>206,569</b>	8,61 km/h	
77	15	SYMONDS	Dan	AUS	AUS	139	605,38	<b>206,466</b>	8,60 km/h	
78	34	VIEIRA	Flavio Fernandes	BRAZIL	BRA	139	452,18	<b>206,313</b>	8,60 km/h	
79	188	WANG	Tao-Yuan	CHINESE TAIPEI	TPE	139	398,88	<b>206,259</b>	8,59 km/h	
80	134	VIETNIEKS	Mikēlis	LATVIA	LAT	139	300,43	<b>206,161</b>	8,59 km/h	PB
81	175	KREJAC	Damjan	SLOVENIA	SLO	139	267,22	<b>206,128</b>	8,59 km/h	PB
82	209	ARMSTRONG	Greg	UNITED STATES OF AMERICA	USA	139	148,77	<b>206,009</b>	8,58 km/h	
83	165	OLIVEIRA	Joao	PORTUGAL	POR	138	1242,40	<b>205,612</b>	8,57 km/h	PB
84	198	KRASNOV	Dmytro	UKRAINE	UKR	138	1009,14	<b>205,379</b>	8,56 km/h	PB
85	185	STEENE	Johan	SWEDEN	SWE	137	1196,63	<b>204,075</b>	8,50 km/h	

Pos.	Bib	Name	Surname	Team	Country	Laps	Final lap distance	Total distance	Avg speed km/h	Record
86	211	SLABY	Steve	UNITED STATES OF AMERICA	USA	137	1158,09	<b>204,037</b>	8,50 km/h	
87	183	MACAJ	Ivan	SLOVAK REPUBLIC	SVK	137	499,23	<b>203,378</b>	8,47 km/h	
88	150	ZUIDEMA	Nitish (Peter)	NETHERLANDS	NED	137	393,00	<b>203,271</b>	8,47 km/h	
89	182	VIEUX	Florian	SWITZERLAND	SUI	137	64,61	<b>202,943</b>	8,46 km/h	PB
90	55	KOPEČNÝ	Dušan	CZECH REPUBLIC	CZE	136	1264,59	<b>202,652</b>	8,44 km/h	
91	199	MIKHIEIEV	Dmytro	UKRAINE	UKR	136	1012,58	<b>202,400</b>	8,43 km/h	PB
92	191	HSUEH	Ping-Cheng	CHINESE TAIPEI	TPE	136	603,11	<b>201,991</b>	8,42 km/h	
93	172	ANTONARU	Daniel	ROMANIA	ROU	136	480,32	<b>201,868</b>	8,41 km/h	
94	142	ZARAGOZA	Marco	MEXICO	MEX	136	394,35	<b>201,782</b>	8,41 km/h	
95	173	ROMAN	Radu	ROMANIA	ROU	136	308,48	<b>201,696</b>	8,40 km/h	
96	130	BRAUNS	Didzis	LATVIA	LAT	136	275,18	<b>201,663</b>	8,40 km/h	PB
97	5	MONTES DE OCA	Cristian	ARGENTINA	ARG	136	142,25	<b>201,530</b>	8,40 km/h	
98	204	CAMEJO	Jonathan	URUGUAY	URU	135	1002,17	<b>200,899</b>	8,37 km/h	NR
99	135	VECVAGARIS	Matīss		LAT	134	1159,71	<b>199,565</b>	8,32 km/h	PB
100	115	O'SHEA	Alex	IRELAND	IRL	133	1462,49	<b>198,377</b>	8,27 km/h	
101	99	MARIFOGLOU	Dimosthenis	GREECE	GRE	133	130,76	<b>197,045</b>	8,21 km/h	PB
102	77	LAGLAND	Jan	FINLAND	FIN	132	800,83	<b>196,224</b>	8,18 km/h	
103	42	PENNY	Blaine	CANADA	CAN	131	447,38	<b>194,380</b>	8,10 km/h	
104	9	ECKFORD	Matthew	AUSTRALIA	AUS	131	74,38	<b>194,007</b>	8,08 km/h	
105	212	COURY	Nick		USA	131	0,00	<b>193,933</b>	8,08 km/h	
105	6	MORAN SALAS	Pedro	ARGENTINA	ARG	131	0,00	<b>193,933</b>	8,08 km/h	PB
107	74	NIEMENMAA	Ville	FINLAND	FIN	130	670,98	<b>193,112</b>	8,05 km/h	
108	41	TABELEV	Oleg	CANADA	CAN	130	447,74	<b>192,889</b>	8,04 km/h	
109	137	LITVINAVICIUS	Saulius	LITHUANIA	LTU	130	275,09	<b>192,717</b>	8,03 km/h	
110	196	HOTSULIAK	Serhii		UKR	129	1098,45	<b>192,049</b>	8,00 km/h	PB
111	32	CHARNASHEI	Yury	BELARUS	BLR	129	815,04	<b>191,766</b>	7,99 km/h	PB
112	120	ROMANO	Stefano		ITA	129	286,04	<b>191,237</b>	7,97 km/h	PB
113	70	RÜÜTELMAA	Andrus	ESTONIA	EST	129	241,61	<b>191,192</b>	7,97 km/h	PB
114	181	WINGS	Samuel	SWITZERLAND	SUI	127	5,07	<b>187,974</b>	7,83 km/h	PB
115	202	FERNÁNDEZ	Luis	URUGUAY	URU	126	718,13	<b>187,196</b>	7,80 km/h	
116	61	JØRGENSEN	Klaus Pirker	DENMARK	DEN	124	1049,77	<b>184,545</b>	7,69 km/h	
117	60	STEENBERG	Thomas	DENMARK	DEN	123	1424,76	<b>183,429</b>	7,64 km/h	
118	33	SOUSA	Luciano Alves	BRAZIL	BRA	123	897,20	<b>182,902</b>	7,62 km/h	
119	131	PORMEISTERS	Uldis	LATVIA	LAT	123	274,82	<b>182,279</b>	7,59 km/h	PB
120	19	MAYER	Georg	AUSTRIA	AUT	123	235,27	<b>182,240</b>	7,59 km/h	
121	48	CABRAL	José Daniel	CAPE VERDE ISLANDS	CPV	122	699,39	<b>181,213</b>	7,55 km/h	PB
122	73	RANTA	Kari	FINLAND	FIN	122	331,28	<b>180,845</b>	7,54 km/h	
123	30	LAPUTS	Andrei	BELARUS	BLR	122	81,62	<b>180,595</b>	7,52 km/h	PB
124	45	SEMEDO MOREIRA	Nataniel de Jesus	CAPE VERDE ISLANDS	CPV	121	718,13	<b>179,741</b>	7,49 km/h	PB
125	154	BOTHA	Wayne	NEW ZEALAND	NZL	121	482,76	<b>179,505</b>	7,48 km/h	
126	18	MICHALITZ	Andreas	AUSTRIA	AUT	121	78,82	<b>179,101</b>	7,46 km/h	
127	95	LEUZE	Marcel	GERMANY	GER	121	0,00	<b>179,023</b>	7,46 km/h	PB
128	100	MICHOPOULOS	Marios	GREECE	GRE	120	807,62	<b>178,339</b>	7,43 km/h	
129	62	BATSBERG	Bruno	DENMARK	DEN	120	728,53	<b>178,260</b>	7,43 km/h	
130	167	CARDOSO DIAS	Daniel	PORTUGAL	POR	120	623,65	<b>178,155</b>	7,42 km/h	PB
131	138	SKINULIS	Aurimas	LITHUANIA	LTU	117	155,46	<b>173,214</b>	7,22 km/h	PB
132	27	RAHOISHA	Piotr	BELARUS	BLR	117	133,38	<b>173,192</b>	7,22 km/h	
133	190	LI	Wang-Chang	CHINESE TAIPEI	TPE	117	0,00	<b>173,059</b>	7,21 km/h	
134	43	MASTERS	Daniel	CANADA	CAN	116	658,13	<b>172,226</b>	7,18 km/h	
135	146	DE LOS SANTOS	Oscar	MEXICO	MEX	115	1079,00	<b>171,155</b>	7,13 km/h	
136	28	ANATSKA	Leanid	BELARUS	BLR	115	751,43	<b>170,828</b>	7,12 km/h	
137	157	PELOZO	Alejandro	PARAGUAY	PAR	114	555,06	<b>169,141</b>	7,05 km/h	PB
138	127	LUCANS	Nikolajs		LAT	114	454,62	<b>169,040</b>	7,04 km/h	
139	186	KAO	Chih-Ming	CHINESE TAIPEI	TPE	114	141,44	<b>168,727</b>	7,03 km/h	
140	171	FARKAS	Răzvan	ROMANIA	ROU	113	264,68	<b>167,359</b>	6,97 km/h	
141	59	SØRENSEN	Kim Klitgaard	DENMARK	DEN	112	431,00	<b>166,035</b>	6,92 km/h	
142	141	GOMEZ	Rodrigo	MEXICO	MEX	112	411,46	<b>166,015</b>	6,92 km/h	PB
143	153	HARRE	Graeme	NEW ZEALAND	NZL	111	876,03	<b>164,989</b>	6,87 km/h	PB
144	26	BARIC	Zdravko	BOSNIA-HERZEGOVINA	BIH	111	643,02	<b>164,756</b>	6,86 km/h	
145	7	BERTON	Pablo	ARGENTINA	ARG	111	0,00	<b>164,113</b>	6,84 km/h	
146	178	IVANOVIC	Boris	SLOVENIA	SLO	110	0,00	<b>162,622</b>	6,78 km/h	
147	189	CHOU	Chun-Hung	CHINESE TAIPEI	TPE	109	1018,28	<b>162,149</b>	6,76 km/h	
148	47	SILVA TAVARES	Orlando	CAPE VERDE ISLANDS	CPV	109	699,39	<b>161,830</b>	6,74 km/h	PB
149	66	DELGADO GIL	Ruben	SPAIN	ESP	108	199,35	<b>159,839</b>	6,66 km/h	
150	98	WILSDORF	Stefan	GERMANY	GER	108	0,00	<b>159,640</b>	6,65 km/h	PB
151	149	BINSBERGEN, VAN	Arjan	NETHERLANDS	NED	107	742,65	<b>158,891</b>	6,62 km/h	
152	177	MARKO	Ferc	SLOVENIA	SLO	107	61,99	<b>158,210</b>	6,59 km/h	PB
153	68	SEEPÖLD	Rain	ESTONIA	EST	106	95,83	<b>156,753</b>	6,53 km/h	
154	2	BERENQUER GRAELLS	Joan Antoni	ANDORRA	AND	105	403,04	<b>155,570</b>	6,48 km/h	PB
155	160	BASA	Przemyslaw	POLAND	POL	104	0,00	<b>153,676</b>	6,40 km/h	
156	31	DRAHUN	Barys	BELARUS	BLR	103	1459,05	<b>153,644</b>	6,40 km/h	PB
157	147	MIHOV	Trajche	NORTH MACEDONIA	MKD	103	161,25	<b>152,346</b>	6,35 km/h	
158	192	CHANG	Chung-Yi		TPE	103	0,00	<b>152,185</b>	6,34 km/h	
159	156	CORREA	Anibal	PARAGUAY	PAR	102	1126,96	<b>151,820</b>	6,33 km/h	PB
160	205	GUERRA	Ricardo	URUGUAY	URU	102	1002,17	<b>151,696</b>	6,32 km/h	
161	53	KRAJČA	Rudolf	CZECH REPUBLIC	CZE	100	0,00	<b>147,712</b>	6,15 km/h	
162	197	KHRYSTENOK	Valerii	UKRAINE	UKR	99	740,66	<b>146,961</b>	6,12 km/h	PB
163	4	BARNES	Pablo	ARGENTINA	ARG	99	0,00	<b>146,221</b>	6,09 km/h	
164	129	CÁBULIS	Pēteris		LAT	98	245,32	<b>144,975</b>	6,04 km/h	PB
165	187	KANG	Ting-Jui	CHINESE TAIPEI	TPE	98	141,44	<b>144,871</b>	6,04 km/h	
166	155	McDOWALL	Andrew	NEW ZEALAND	NZL	97	755,23	<b>143,994</b>	6,00 km/h	
167	176	SRNEC	Uros	SLOVENIA	SLO	97	0,00	<b>143,239</b>	5,97 km/h	PB
168	179	GACIK	Saša	SERBIA	SRB	93	0,00	<b>137,275</b>	5,72 km/h	
169	140	ROBLES	Octaviano		MEX	92	130,76	<b>135,914</b>	5,66 km/h	
170	81	DILMI	Ludovic	FRANCE	FRA	90	220,07	<b>133,022</b>	5,54 km/h	

Pos.	Bib		Name	Surname	Team	Country	Laps	Final lap distance	Total distance	Avg speed km/h	Record
171	24		JUNUZOVIC	Rasim	BOSNIA-HERZEGOVINA	BIH	90	37,19	<b>132,839</b>	5,53 km/h	
172	114		MULLINS	Padraig	IRELAND	IRL	89	0,00	<b>131,311</b>	5,47 km/h	
173	119		LEONELLI	Nicolas	ITALY	ITA	87	0,00	<b>128,329</b>	5,35 km/h	
174	158		RADZIKOWSKI	Andrzej	POLAND	POL	85	0,00	<b>125,347</b>	5,22 km/h	
175	58		HANSEN	Kim	DENMARK	DEN	84	430,73	<b>124,286</b>	5,18 km/h	
176	71		VENNIKAS	Peeter	ESTONIA	EST	84	424,58	<b>124,280</b>	5,18 km/h	PB
177	193		LAI	Kao-Yng		TPE	84	141,44	<b>123,997</b>	5,17 km/h	PB
178	106		SAH	Binay Kumar	INDIA	IND	84	0,00	<b>123,856</b>	5,16 km/h	
179	195		BIALOBRZYESKYI	Andrii	UKRAINE	UKR	83	156,28	<b>122,521</b>	5,11 km/h	PB
180	148		DIMOV	Zoran	NORTH MACEDONIA	MKD	81	774,86	<b>120,157</b>	5,01 km/h	
181	29		LAPUTS	Anatoli	BELARUS	BLR	81	81,62	<b>119,464</b>	4,98 km/h	
182	143		MENESES	Mario	MEXICO	MEX	81	5,07	<b>119,388</b>	4,97 km/h	
183	122		VERDUCCI	Luca	ITALY	ITA	81	0,00	<b>119,383</b>	4,97 km/h	PB
184	200		SHYPUNOV	Valerii	UKRAINE	UKR	79	253,82	<b>116,654</b>	4,86 km/h	PB
185	145		MACDONELL	Brawny	MEXICO	MEX	79	129,76	<b>116,530</b>	4,86 km/h	
186	128		KUMPIŅŠ	Ainārs	LATVIA	LAT	75	0,00	<b>110,437</b>	4,60 km/h	PB
186	194		LIN	Kun-Hsien		TPE	75	0,00	<b>110,437</b>	4,60 km/h	PB
188	112		HOGAN	Aidan	IRELAND	IRL	73	0,00	<b>107,455</b>	4,48 km/h	
188	17		KLAMMER	Günter	AUSTRIA	AUT	73	0,00	<b>107,455</b>	4,48 km/h	
190	69		VIRMA	Ragnar	ESTONIA	EST	72	0,00	<b>105,964</b>	4,42 km/h	
191	37		ALMEIDA SANTOS	Gustavo Medeiros de	BRAZIL	BRA	71	0,00	<b>104,473</b>	4,35 km/h	
192	144		NOGALES	Edyy		MEX	70	109,95	<b>103,091</b>	4,30 km/h	
193	203		RIVERO	Hector	URUGUAY	URU	69	0,00	<b>101,491</b>	4,23 km/h	
194	23		ABDAKOVIC	Mirsad	BOSNIA-HERZEGOVINA	BIH	68	0,00	<b>100,000</b>	4,17 km/h	
194	20		DIEPLINGER	Günter	AUSTRIA	AUT	68	0,00	<b>100,000</b>	4,17 km/h	
196	180		ŠULJA	Mihail	SERBIA	SRB	66	0,00	<b>97,018</b>	4,04 km/h	
197	40		GAUDET	Wayne	CANADA	CAN	65	453,81	<b>95,980</b>	4,00 km/h	
198	139		VAZQUEZ	Eduardo	MEXICO	MEX	56	0,00	<b>82,108</b>	3,42 km/h	
199	51		MAREK	Pavel	CZECH REPUBLIC	CZE	49	0,00	<b>71,671</b>	2,99 km/h	
200	104		BÜKI	Tivadar	HUNGARY	HUN	41	0,00	<b>59,743</b>	2,49 km/h	
201	76		FORSELL	Marko	FINLAND	FIN	30	0,00	<b>43,342</b>	1,81 km/h	
201	1		NEKMOUCHE	Mohamed	ALGERIA	ALG	30	0,00	<b>43,342</b>	1,81 km/h	PB
203	44		TOMAJKO	Stephen	CANADA	CAN	27	0,00	<b>38,869</b>	1,62 km/h	
204	36		VILARES	Cleber Castilhano	BRAZIL	BRA	18	0,00	<b>25,450</b>	1,06 km/h	
205	169		IONIȚĂ	Florin Sebastian	ROMANIA	ROU	16	0,00	<b>22,468</b>	0,94 km/h	



## Hour 24.

Pos.	Ind. Pos.	Name	Surname	Bib	Total
<b>1</b>	<b>UNITED STATES OF AMERICA</b>				<b>799,754</b>
	3	LEBLOND	Olivier	206	275,485
	7	JACKSON	Jacob	207	265,650
	13	LEWIS	Harvey	210	258,620
<b>2</b>	<b>HUNGARY</b>				<b>782,241</b>
	2	BÓDIS	Tamás	103	276,222
	9	CSÉCSEI	Zoltán	101	264,950
	28	HALAMA	Levente	102	241,069
<b>3</b>	<b>FRANCE</b>				<b>779,076</b>
	4	CLAVERY	Erik	79	272,217
	12	RUEL	Stephane	83	259,030
	19	COSTA	Valentin	80	247,829
<b>4</b>	<b>POLAND</b>				<b>748,179</b>
	6	PIOTROWSKI	Andrzej	159	267,964
	24	WERESZCZAK	Andrzej	162	243,894
	32	MALYSZEK	Leszek	163	236,321
<b>5</b>	<b>AUSTRALIA</b>				<b>747,777</b>
	11	BRETZ	Kay	8	259,670
	21	MULLER	Kevin	12	246,293
	27	HORSBURGH	Ewan	10	241,814
<b>6</b>	<b>GREAT BRITAIN AND NORTHERN IRELAND</b>				<b>746,688</b>
	15	MASKELL	Paul	90	251,261
	17	STEWART	James	91	250,696
	23	LAWSON	Daniel	88	244,732
<b>7</b>	<b>JAPAN</b>				<b>735,871</b>
	16	NARAKI	Toshiro	125	250,866
	18	TAKAHASHI	Nobuyuki	123	248,788
	33	INOUE	Shingo	124	236,217
<b>8</b>	<b>CZECH REPUBLIC</b>				<b>735,577</b>
	8	VELIČKA	Ondřej	54	265,646
	25	HORČIČKA	Jiří	50	243,688
	46	HEREJT	Petr	56	226,243
<b>9</b>	<b>SPAIN</b>				<b>712,380</b>
	5	PENALVA LOPEZ	Ivan	63	270,152
	37	MATAIX GRACIA	Niguel	65	232,198
	70	DE LAS HERAS MONFORTE	Nicolas	64	210,030



### Hour 24.

Pos.	Ind. Pos.	Name	Surname	Bib	Total
<b>10</b>	<b>ITALY</b>				<b>702,754</b>
	22	GRASSI	Matteo	118	244,865
	29	CERONI	Matteo	117	236,979
	52	ROVERA	Paolo	121	220,910
<b>11</b>	<b>GERMANY</b>				<b>683,833</b>
	20	HÖSL	Patrick	94	247,473
	42	WEBER	Felix	97	228,335
	73	LUX	Christoph	96	208,025
<b>12</b>	<b>UKRAINE</b>				<b>670,568</b>
	10	TKACHUK	Andrii	201	262,788
	84	KRASNOV	Dmytro	198	205,379
	91	MIKHIEIEV	Dmytro	199	202,401
<b>13</b>	<b>INDIA</b>				<b>655,417</b>
	40	NARAYANA	Ullas	105	229,717
	63	SHARMA	Sunil	107	213,744
	67	MOHANTY	Pranaya Pratap	108	211,956
<b>14</b>	<b>PORTUGAL</b>				<b>650,151</b>
	30	GIL	Luis	166	236,578
	74	RODRIGUES	Vitor	215	207,961
	83	OLIVEIRA	Joao	165	205,612
<b>15</b>	<b>BRAZIL</b>				<b>647,562</b>
	45	CRACCO JUNIOR	Urbano Dario	35	226,358
	62	MOCHINACZ	Itacir	38	214,891
	78	VIEIRA	Flavio Fernandes	34	206,313
<b>16</b>	<b>LITHUANIA</b>				<b>644,904</b>
	1	SOROKIN	Aleksandr	136	278,973
	109	LITVINAVIČIUS	Saulius	137	192,717
	131	SKINULIS	Aurimas	138	173,214
<b>17</b>	<b>IRELAND</b>				<b>641,641</b>
	49	KEITH	Eoin	111	223,123
	54	GALLEN	Eddie	113	220,141
	100	O'SHEA	Alex	115	198,377
<b>18</b>	<b>FINLAND</b>				<b>640,058</b>
	38	RONKAINEN	Tomi	75	230,471
	65	KUKKO	Jyrki	72	213,363
	102	LÅGLAND	Jan	77	196,225
<b>19</b>	<b>LATVIA</b>				<b>623,391</b>
	59	KALNIŅŠ	Ritvars	133	215,566
	80	VIETNIEKS	Miķelis	134	206,161
	96	BRAUNS	Didzis	130	201,663



### Hour 24.

Pos.	Ind. Pos.	Name	Surname	Bib	Total
<b>20</b>		<b>ROMANIA</b>			<b>616,945</b>
	64	TRUȘCĂ	Daniel	170	213,380
	93	ANTONARU	Daniel	172	201,868
	95	ROMAN	Radu	173	201,696
<b>21</b>		<b>AUSTRIA</b>			<b>613,823</b>
	48	GLASER	Dominik	21	223,832
	75	HARTL	Herbert	22	207,751
	120	MAYER	Georg	19	182,240
<b>22</b>		<b>ARGENTINA</b>			<b>602,033</b>
	76	KIERDELEWICZ	Nicolas	3	206,570
	97	MONTES DE OCA	Cristian	5	201,530
	105	MORAN SALAS	Pedro	6	193,933
<b>23</b>		<b>CANADA</b>			<b>596,389</b>
	72	ROULIER	Sebastien	39	209,119
	103	PENNY	Blaine	42	194,380
	108	TABELEV	Oleg	41	192,890
<b>24</b>		<b>DENMARK</b>			<b>593,153</b>
	47	FRIIS	Carsten	57	225,178
	116	JØRGENSEN	Klaus Pirker	61	184,546
	117	STEENBERG	Thomas	60	183,430
<b>25</b>		<b>SLOVENIA</b>			<b>583,734</b>
	60	MIKLIC	Mirko Bogomir	174	214,984
	81	KREJAC	Damjan	175	206,128
	146	IVANOVIC	Boris	178	162,622
<b>26</b>		<b>CHINESE TAIPEI</b>			<b>581,310</b>
	79	WANG	Tao-Yuan	188	206,260
	92	HSUEH	Ping-Cheng	191	201,991
	133	LI	Wang-Chang	190	173,059
<b>27</b>		<b>ESTONIA</b>			<b>577,277</b>
	41	POLL	Cris	67	229,331
	113	RÜÜTELMAA	Andrus	70	191,193
	153	SEEPÖLD	Rain	68	156,754
<b>28</b>		<b>BELARUS</b>			<b>545,554</b>
	111	CHARNASHEI	Yury	32	191,766
	123	LAPUTS	Andrei	30	180,596
	132	RAHOISHA	Piotr	27	173,192
<b>29</b>		<b>URUGUAY</b>			<b>539,791</b>
	98	CAMEJO	Jonathan	204	200,899
	115	FERNÁNDEZ	Luis	202	187,196
	160	GUERRA	Ricardo	205	151,696





### Hour 24.

Pos.	Ind. Pos.	Name	Surname	Bib	Total
<b>30</b>		<b>MEXICO</b>			<b>538,954</b>
	94	ZARAGOZA	Marco	142	201,782
	135	DE LOS SANTOS	Oscar	146	171,156
	142	GOMEZ	Rodrigo	141	166,015
<b>31</b>		<b>CAPE VERDE ISLANDS</b>			<b>522,785</b>
	121	CABRAL	José Daniel	48	181,213
	124	SEMEDO MOREIRA	Nataniel de Jesus	45	179,741
	148	SILVA TAVARES	Orlando	47	161,830
<b>32</b>		<b>BOSNIA-HERZEGOVINA</b>			<b>518,710</b>
	51	PAVIC	Branislav	25	221,115
	144	BARIC	Zdravko	26	164,756
	171	JUNUZOVIC	Rasim	24	132,839
<b>33</b>		<b>NEW ZEALAND</b>			<b>488,489</b>
	125	BOTHA	Wayne	154	179,506
	143	HARRE	Graeme	153	164,989
	166	McDOWALL	Andrew	155	143,994

Pos.	Bib	Name	Surname	Team	Country	Laps	Final lap distance	Total distance	Avg speed km/h	Record
1	368	HERRON	Camille	UNITED STATES OF AMERICA	USA	182	142,25	<b>270,116</b>	11,25 km/h	WR
2	290	ALDER-BAERENS	Nele	GERMANY	GER	171	715,32	<b>254,288</b>	10,60 km/h	NR
3	339	BEREZNOWSKA	Patrycja	POLAND	POL	167	114,56	<b>247,723</b>	10,32 km/h	PB
4	371	SMITH	Pam	UNITED STATES OF AMERICA	USA	166	171,57	<b>246,289</b>	10,26 km/h	PB
5	264	REX	Stine	DENMARK	DEN	164	613,07	<b>243,749</b>	10,16 km/h	NR
6	321	KANEMATSU	Aiko	JAPAN	JPN	163	795,40	<b>242,440</b>	10,10 km/h	PB
7	279	GICQUEL	Stéphanie	FRANCE	FRA	162	474,89	<b>240,628</b>	10,03 km/h	PB
8	373	MORGAN	Micah		USA	161	616,78	<b>239,279</b>	9,97 km/h	PB
9	344	NIWINSKA	Aleksandra	POLAND	POL	160	1207,22	<b>238,379</b>	9,93 km/h	PB
10	340	PAZDA-POZORSKA	Malgorzata	POLAND	POL	158	831,42	<b>235,021</b>	9,79 km/h	PB
11	254	VRAJIC	Marija	CROATIA	CRO	157	761,38	<b>233,460</b>	9,73 km/h	NR
12	369	DAUWALTER	Courtney	UNITED STATES OF AMERICA	USA	155	9,59	<b>229,726</b>	9,57 km/h	
13	345	CIONCA	Mara Guler	ROMANIA	ROU	154	1006,52	<b>229,232</b>	9,55 km/h	PB
14	332	FALK	Therese	NORWAY	NOR	154	680,39	<b>228,906</b>	9,54 km/h	
15	320	KUSUNOSE	Yuko	JAPAN	JPN	154	63,25	<b>228,289</b>	9,51 km/h	PB
16	285	BAKER	Jessica	GREAT BRITAIN AND NORTHERN IRELAND	GBR	153	823,00	<b>227,558</b>	9,48 km/h	
17	272	MAKINEN	Marianne	FINLAND	FIN	151	365,31	<b>224,118</b>	9,34 km/h	PB
18	342	RAJDA	Aneta	POLAND	POL	150	1015,11	<b>223,277</b>	9,30 km/h	PB
19	259	CHURANOVA	Radka	CZECH REPUBLIC	CZE	149	1259,52	<b>222,030</b>	9,25 km/h	
20	292	FATTON	Julia	GERMANY	GER	149	594,06	<b>221,365</b>	9,22 km/h	PB
21	282	VERNET	Anne-Marie	FRANCE	FRA	149	496,06	<b>221,267</b>	9,22 km/h	
22	294	KRAUSE	Antje	GERMANY	GER	149	421,86	<b>221,192</b>	9,22 km/h	PB
23	287	SIMPSON	Catherine	GREAT BRITAIN AND NORTHERN IRELAND	GBR	148	1020,63	<b>220,300</b>	9,18 km/h	
24	308	MASNER	Amy	IRELAND	IRL	148	268,12	<b>219,548</b>	9,15 km/h	
25	303	ZÉTÉNYI	Szvetlana	HUNGARY	HUN	148	243,87	<b>219,523</b>	9,15 km/h	
26	281	NOEL	Laurence	FRANCE	FRA	147	1040,63	<b>218,829</b>	9,12 km/h	PB
27	288	WHEARITY	Wendy	GREAT BRITAIN AND NORTHERN IRELAND	GBR	146	876,12	<b>217,174</b>	9,05 km/h	PB
28	317	TREVISAN	Sarah	ITALY	ITA	145	1238,53	<b>216,045</b>	9,00 km/h	PB
29	310	LORRAINE	Mahon	IRELAND	IRL	145	860,74	<b>215,667</b>	8,99 km/h	PB
30	316	INNOCENTI	Francesca	ITALY	ITA	144	530,99	<b>213,846</b>	8,91 km/h	PB
31	312	CORRADINI	Eleonora Rachelle	ITALY	ITA	143	530,99	<b>212,355</b>	8,85 km/h	PB
32	221	ALLENDE	Mariana	ARGENTINA	ARG	142	1084,52	<b>211,418</b>	8,81 km/h	NR
33	289	YOUNG	Alison	GREAT BRITAIN AND NORTHERN IRELAND	GBR	142	779,39	<b>211,113</b>	8,80 km/h	
34	335	HAYVICE	Fiona	NEW ZEALAND	NZL	141	1291,29	<b>210,134</b>	8,76 km/h	PB
35	253	JURIŠIĆ	Veronika	CROATIA	CRO	141	544,48	<b>209,387</b>	8,72 km/h	
36	280	GRUFFAZ	Corinne	FRANCE	FRA	141	500,77	<b>209,343</b>	8,72 km/h	
37	226	URQUHART	Donna	AUSTRALIA	AUS	139	1000,36	<b>206,861</b>	8,62 km/h	
38	364	DADOMO	Carla	URUGUAY	URU	139	748,80	<b>206,609</b>	8,61 km/h	NR
39	249	LOO	Rhonda	CANADA	CAN	138	475,79	<b>204,845</b>	8,54 km/h	PB
40	223	BARKER	Nicole	AUSTRALIA	AUS	138	74,38	<b>204,444</b>	8,52 km/h	
41	325	TOMASEVIČIENĖ	Viktorija	LITHUANIA	LTU	137	1351,55	<b>204,230</b>	8,51 km/h	
42	313	EMPOLI	Valeria	ITALY	ITA	137	1026,79	<b>203,905</b>	8,50 km/h	PB
43	315	BRUSAMENTO	Lorena	ITALY	ITA	137	530,99	<b>203,409</b>	8,48 km/h	
44	360	SHEVCHENKO	Olena	UKRAINE	UKR	137	142,88	<b>203,021</b>	8,46 km/h	PB
45	291	DURRY	Simone	GERMANY	GER	137	124,06	<b>203,003</b>	8,46 km/h	PB
46	349	BURJA	Brigita	SLOVENIA	SLO	137	61,90	<b>202,940</b>	8,46 km/h	NR
47	304	CHAUDHARY	Appoorva	INDIA	IND	136	823,73	<b>202,211</b>	8,43 km/h	NR
48	224	HAYES	Simone	AUSTRALIA	AUS	136	75,83	<b>201,463</b>	8,39 km/h	PB
49	278	COENYE	Chloe	FRANCE	FRA	136	54,84	<b>201,442</b>	8,39 km/h	
50	229	HUEMER-TOFF	Angelika	AUSTRIA	AUT	135	628,99	<b>200,525</b>	8,36 km/h	PB
51	298	TERZI	Angela Beth	GREECE	GRE	135	565,83	<b>200,462</b>	8,35 km/h	PB
52	347	NEACȘU	Florica	ROMANIA	ROU	134	1191,11	<b>199,597</b>	8,32 km/h	
53	261	MOCKO	Veronika	CZECH REPUBLIC	CZE	133	1226,13	<b>198,141</b>	8,26 km/h	PB
54	346	NENU	Mariana	ROMANIA	ROU	132	197,45	<b>195,621</b>	8,15 km/h	
55	257	BEZEK	Martina	CROATIA	CRO	131	1404,04	<b>195,337</b>	8,14 km/h	PB
56	295	SONS	Sandra	GERMANY	GER	131	1017,92	<b>194,950</b>	8,12 km/h	PB
57	246	VASARHELYI	Charlotte	CANADA	CAN	130	1378,43	<b>193,820</b>	8,08 km/h	
58	277	BOURREAU	Christelle	FRANCE	FRA	130	407,38	<b>192,849</b>	8,04 km/h	
59	306	BHATT	Priyanka	INDIA	IND	130	403,04	<b>192,845</b>	8,04 km/h	NR
60	323	DŽAVIŽA	Diāna	LATVIA	LAT	128	1017,01	<b>190,477</b>	7,94 km/h	PB
60	271	WRIGHT	Paula	FINLAND	FIN	128	1017,01	<b>190,477</b>	7,94 km/h	
62	353	HUANG	Hsiao-Chun	CHINESE TAIPEI	TPE	128	885,80	<b>190,345</b>	7,93 km/h	
63	252	ORLIĆ	Antonija	CROATIA	CRO	127	238,44	<b>188,207</b>	7,84 km/h	
64	244	VAN WOLDE	Lisa	CANADA	CAN	126	772,33	<b>187,250</b>	7,80 km/h	
65	301	BOGÁRDI	Szilvia	HUNGARY	HUN	126	111,66	<b>186,589</b>	7,77 km/h	
66	286	MORWOOD	Sarah	GREAT BRITAIN AND NORTHERN IRELAND	GBR	125	1181,52	<b>186,168</b>	7,76 km/h	
67	220	SINEAD	Kane	IRELAND	IRL	125	860,74	<b>185,847</b>	7,74 km/h	
68	326	CRUZ	Brenda	MEXICO	MEX	125	705,28	<b>185,692</b>	7,74 km/h	PB
69	370	SLABY	Gina	UNITED STATES OF AMERICA	USA	125	151,21	<b>185,138</b>	7,71 km/h	
70	243	SOUZA	Neide Rosa	BRAZIL	BRA	124	482,49	<b>183,978</b>	7,67 km/h	PB
71	319	MATSUMOTO	Yuri	JAPAN	JPN	124	220,52	<b>183,716</b>	7,65 km/h	
72	354	LIU	Chien-Yu	CHINESE TAIPEI	TPE	124	143,61	<b>183,639</b>	7,65 km/h	
73	327	ISLAS	MariaGuadalupe	MEXICO	MEX	124	115,74	<b>183,611</b>	7,65 km/h	PB
74	322	JAOTANI	Mizuki	JAPAN	JPN	123	1242,96	<b>183,247</b>	7,64 km/h	
75	355	TSAI	Wen-Ya	CHINESE TAIPEI	TPE	123	735,86	<b>182,740</b>	7,61 km/h	
76	255	ŠIMIĆ	Adrijana	CROATIA	CRO	123	582,39	<b>182,587</b>	7,61 km/h	
77	227	WYND	Nikki	AUSTRALIA	AUS	122	1030,50	<b>181,544</b>	7,56 km/h	
78	231	KADI	Regina	AUSTRIA	AUT	119	1204,60	<b>177,245</b>	7,39 km/h	PB
79	348	PREDA	Alina	ROMANIA	ROU	118	1052,48	<b>175,602</b>	7,32 km/h	
80	273	KUUSIO	Annukka	FINLAND	FIN	118	671,07	<b>175,221</b>	7,30 km/h	
81	324	DEVATŇIKOVA	Vita	LATVIA	LAT	118	625,19	<b>175,175</b>	7,30 km/h	PB
82	267	RÜÜTEL	Raili	ESTONIA	EST	118	238,17	<b>174,788</b>	7,28 km/h	
83	234	TERZIC	Hanifa	BOSNIA-HERZEGOVINA	BIH	117	1015,11	<b>174,074</b>	7,25 km/h	PB
84	235	GOLUBEWA	Lena	BELARUS	BLR	117	129,04	<b>173,188</b>	7,22 km/h	PB
85	305	HEMLATA		INDIA	IND	117	118,72	<b>173,177</b>	7,22 km/h	PB



Pos.	Bib	Name	Surname	Team	Country	Laps	Final lap distance	Total distance	Avg speed km/h	Record
86	311	NAUGHTON	Yvonne	IRELAND	IRL	117	117,37	<b>173,176</b>	7,22 km/h	
87	299	STAMOULI	Maria	GREECE	GRE	117	46,87	<b>173,105</b>	7,21 km/h	PB
88	329	LOPEZ	Sandra	MEXICO	MEX	116	1313,00	<b>172,881</b>	7,20 km/h	PB
89	318	ZECCHINO	Luisa	ITALY	ITA	116	1156,09	<b>172,724</b>	7,20 km/h	
90	350	NEJKOVIC	Valentina	SERBIA	SRB	116	582,39	<b>172,150</b>	7,17 km/h	
91	365	COLLAZO	Alejandra	URUGUAY	URU	113	718,67	<b>167,813</b>	6,99 km/h	
92	247	CASKIE	Carolyn	CANADA	CAN	113	100,62	<b>167,195</b>	6,97 km/h	
93	263	SINDLEROVÁ	Jana	CZECH REPUBLIC	CZE	112	1259,52	<b>166,863</b>	6,95 km/h	
94	228	LEDERLE	Sabrina	AUSTRIA	AUT	112	1038,10	<b>166,642</b>	6,94 km/h	
95	222	MARCANTONI	Sandra	ARGENTINA	ARG	112	301,24	<b>165,905</b>	6,91 km/h	
96	363	SANCHEZ	Claudia	URUGUAY	URU	111	718,67	<b>164,831</b>	6,87 km/h	PB
97	250	SIMPSON	Stephanie	CANADA	CAN	111	104,33	<b>164,217</b>	6,84 km/h	
98	266	KESAMAA	Liina	ESTONIA	EST	111	97,73	<b>164,210</b>	6,84 km/h	
99	251	LUCAS	Sue	CANADA	CAN	111	85,42	<b>164,198</b>	6,84 km/h	
100	352	CHOU	Ling-Chun	CHINESE TAIPEI	TPE	111	0,00	<b>164,113</b>	6,84 km/h	
101	239	YARATS	Svyatlana	BELARUS	BLR	109	537,24	<b>161,668</b>	6,74 km/h	PB
102	242	AQUINO	Maria José Tomaz De	BRAZIL	BRA	109	400,60	<b>161,531</b>	6,73 km/h	
103	275	MARJOKORPI	Annakaisa	FINLAND	FIN	108	591,80	<b>160,231</b>	6,68 km/h	
104	230	TRAUNWIESER	Mary	AUSTRIA	AUT	108	0,00	<b>159,640</b>	6,65 km/h	
105	336	TUFFERY	Dawn	NEW ZEALAND	NZL	105	887,43	<b>156,054</b>	6,50 km/h	
106	307	SATHYANARAYANA	Shyamala	INDIA	IND	104	900,73	<b>154,576</b>	6,44 km/h	
107	302	MÁTÉNÉ VARJÚ	Edit	HUNGARY	HUN	104	111,66	<b>153,787</b>	6,41 km/h	
108	359	PETRENKO	Iryna	UKRAINE	UKR	103	1205,68	<b>153,390</b>	6,39 km/h	PB
109	241	SILVA	Valderez Pereira Da	BRAZIL	BRA	103	215,91	<b>152,400</b>	6,35 km/h	
110	293	HOFFMANN	Sigrid	GERMANY	GER	102	1235,54	<b>151,929</b>	6,33 km/h	PB
111	233	DEKOVSKA	Magdalena	AUSTRIA	AUT	102	524,80	<b>151,218</b>	6,30 km/h	
112	361	STAROSELSKA	Yuliia	UKRAINE	UKR	100	607,00	<b>148,319</b>	6,18 km/h	PB
113	238	BUTRYMAVA	Volha	BELARUS	BLR	95	1348,02	<b>141,605</b>	5,90 km/h	PB
114	334	ALLAN	Kim	NEW ZEALAND	NZL	93	1457,06	<b>138,732</b>	5,78 km/h	
115	296	ELEFTHERIADOU	Maria	GREECE	GRE	92	519,68	<b>136,303</b>	5,68 km/h	PB
116	240	BELLON	Diana	BRAZIL	BRA	91	497,24	<b>134,790</b>	5,62 km/h	
117	376	KALNINA	Liene	LATVIA	LAT	90	360,60	<b>133,162</b>	5,55 km/h	PB
118	260	GECOVÁ	Tereza	CZECH REPUBLIC	CZE	90	0,00	<b>132,802</b>	5,53 km/h	
119	236	TRAFIMCHYK	Anastasiya	BELARUS	BLR	89	1080,90	<b>132,391</b>	5,52 km/h	PB
120	245	SHANAHAN	Nathalie	CANADA	CAN	88	115,83	<b>129,935</b>	5,41 km/h	
121	225	JONES	Tia	AUSTRALIA	AUS	87	0,00	<b>128,329</b>	5,35 km/h	
122	314	NATOLINI	Serena	ITALY	ITA	86	0,00	<b>126,838</b>	5,28 km/h	
123	362	SYCH	Liubov	UKRAINE	UKR	85	740,66	<b>126,087</b>	5,25 km/h	PB
124	343	GRABSKA-GRZEGORCZY	Milena	POLAND	POL	85	135,37	<b>125,482</b>	5,23 km/h	PB
125	358	LABARTKAVA	Larysa	UKRAINE	UKR	83	1370,37	<b>123,735</b>	5,16 km/h	PB
126	357	KOVALSKA	Valentyna	UKRAINE	UKR	82	1095,74	<b>121,969</b>	5,08 km/h	PB
127	338	AGUIRRE	Rossana	PARAGUAY	PAR	82	50,04	<b>120,924</b>	5,04 km/h	PB
128	351	JANSSON	Maria	SWEDEN	SWE	81	0,00	<b>119,383</b>	4,97 km/h	
129	248	DELZOPPO	Alexandra	CANADA	CAN	78	100,62	<b>115,010</b>	4,79 km/h	
130	270	HONKALA	Noora	FINLAND	FIN	74	0,00	<b>108,946</b>	4,54 km/h	
131	256	BONAČIĆ	Maja	CROATIA	CRO	72	761,38	<b>106,725</b>	4,45 km/h	PB
132	367	NAGY	Katalin	UNITED STATES OF AMERICA	USA	71	0,00	<b>104,473</b>	4,35 km/h	
132	309	SMART	Louise	IRELAND	IRL	71	0,00	<b>104,473</b>	4,35 km/h	
134	330	AZNAR LÓPEZ	Maria del Carmen	MEXICO	MEX	70	110,22	<b>103,092</b>	4,30 km/h	PB
135	328	RODRIGUEZ	Carla	MEXICO	MEX	70	0,00	<b>102,982</b>	4,29 km/h	PB
136	262	KÁSPAROVÁ	Kateřina	CZECH REPUBLIC	CZE	68	0,00	<b>100,000</b>	4,17 km/h	
136	274	LEHTINEN	Heli	FINLAND	FIN	68	0,00	<b>100,000</b>	4,17 km/h	
136	237	ZHYLA	Anastasiya	BELARUS	BLR	68	0,00	<b>100,000</b>	4,17 km/h	PB
139	232	STRIEDNIG	Ulrike	AUSTRIA	AUT	67	0,00	<b>98,509</b>	4,10 km/h	
140	333	JOHNS	Emma	NEW ZEALAND	NZL	56	1466,20	<b>83,574</b>	3,48 km/h	
141	269	VENNIKAS	Pille	ESTONIA	EST	50	471,99	<b>73,633</b>	3,07 km/h	PB
142	297	MANTA	Georgia	GREECE	GRE	50	47,51	<b>73,209</b>	3,05 km/h	
143	372	ALVARADO	Meghan	UNITED STATES OF AMERICA	USA	46	0,00	<b>67,198</b>	2,80 km/h	
144	268	SAAR	Anu Marie	ESTONIA	EST	44	96,46	<b>64,312</b>	2,68 km/h	PB
145	341	BIEGASIEWICZ	Monika	POLAND	POL	44	0,00	<b>64,216</b>	2,68 km/h	PB
146	265	CAMPOS VIZIOSO	Barbara	SPAIN	ESP	33	0,00	<b>47,815</b>	1,99 km/h	
147	366	DA CUNHA	Cristina	URUGUAY	URU	11	0,00	<b>15,013</b>	0,63 km/h	



### Hour 24.

Pos.	Ind. Pos.	Name	Surname	Bib	Total
<b>1</b>	<b>UNITED STATES OF AMERICA</b>				<b>746,132</b>
	1	HERRON	Camille	368	270,116
	4	SMITH	Pam	371	246,290
	12	DAUWALTER	Courtney	369	229,727
<b>2</b>	<b>POLAND</b>				<b>721,124</b>
	3	BEREZNOWSKA	Patrycja	339	247,724
	9	NIWINSKA	Aleksandra	344	238,379
	10	PAZDA-POZORSKA	Malgorzata	340	235,021
<b>3</b>	<b>GERMANY</b>				<b>696,846</b>
	2	ALDER-BAERENS	Nele	290	254,288
	20	FATTON	Julia	292	221,365
	22	KRAUSE	Antje	294	221,193
<b>4</b>	<b>FRANCE</b>				<b>680,726</b>
	7	GICQUEL	Stéphanie	279	240,629
	21	VERNET	Anne-Marie	282	221,267
	26	NOEL	Laurence	281	218,830
<b>5</b>	<b>GREAT BRITAIN AND NORTHERN IRELAND</b>				<b>665,033</b>
	16	BAKER	Jessica	285	227,558
	23	SIMPSON	Catherine	287	220,301
	27	WHEARITY	Wendy	288	217,174
<b>6</b>	<b>JAPAN</b>				<b>654,446</b>
	6	KANEMATSU	Aiko	321	242,440
	15	KUSUNOSE	Yuko	320	228,289
	71	MATSUMOTO	Yuri	319	183,717
<b>7</b>	<b>ITALY</b>				<b>642,249</b>
	28	TREVISAN	Sarah	317	216,046
	30	INNOCENTI	Francesca	316	213,847
	31	CORRADINI	Eleonora Rachele	312	212,356
<b>8</b>	<b>CROATIA</b>				<b>638,185</b>
	11	VRAJIC	Marija	254	233,460
	35	JURIŠIĆ	Veronika	253	209,387
	55	BEZEK	Martina	257	195,337
<b>9</b>	<b>ROMANIA</b>				<b>624,451</b>
	13	CIONCA	Mara Guler	345	229,233
	52	NEACȘU	Florica	347	199,597
	54	NENU	Mariana	346	195,621



## Hour 24.

Pos.	Ind. Pos.	Name	Surname	Bib	Total
<b>10</b>	<b>IRELAND</b>				<b>621,064</b>
	24	MASNER	Amy	308	219,548
	29	LORRAINE	Mahon	310	215,668
	67	SINEAD	Kane	220	185,848
<b>11</b>	<b>AUSTRALIA</b>				<b>612,770</b>
	37	URQUHART	Donna	226	206,861
	40	BARKER	Nicole	223	204,444
	48	HAYES	Simone	224	201,464
<b>12</b>	<b>FINLAND</b>				<b>589,816</b>
	17	MÄKINEN	Marianne	272	224,118
	60	WRIGHT	Paula	271	190,477
	80	KUUSIO	Annukka	273	175,221
<b>13</b>	<b>CZECH REPUBLIC</b>				<b>587,035</b>
	19	CHURÁŇOVÁ	Radka	259	222,031
	53	MOCKO	Veronika	261	198,141
	93	ŠINDLEROVÁ	Jana	263	166,864
<b>14</b>	<b>CANADA</b>				<b>585,917</b>
	39	LOO	Rhonda	249	204,846
	57	VASARHELYI	Charlotte	246	193,820
	64	VAN WOLDE	Lisa	244	187,250
<b>15</b>	<b>INDIA</b>				<b>568,234</b>
	47	CHAUDHARY	Appoorva	304	202,212
	59	BHATT	Priyanka	306	192,845
	85	HEMLATA		305	173,178
<b>16</b>	<b>HUNGARY</b>				<b>559,901</b>
	25	ZÉTÉNYI	Szvetlana	303	219,524
	65	BOGÁRDI	Szilvia	301	186,590
	107	MÁTÉNÉ VARJÚ	Edit	302	153,788
<b>17</b>	<b>CHINESE TAIPEI</b>				<b>556,726</b>
	62	HUANG	Hsiao-Chun	353	190,346
	72	LIU	Chien-Yu	354	183,640
	75	TSAI	Wen-Ya	355	182,741
<b>18</b>	<b>AUSTRIA</b>				<b>544,414</b>
	50	HUEMER-TOFF	Angelika	229	200,526
	78	KADI	Regina	231	177,246
	94	LEDERLE	Sabrina	228	166,642
<b>19</b>	<b>MEXICO</b>				<b>542,185</b>
	68	CRUZ	Brenda	326	185,692
	73	ISLAS	MariaGuadalupe	327	183,612
	88	LOPEZ	Sandra	329	172,881



## Hour 24.

Pos.	Ind. Pos.	Name	Surname	Bib	Total
<b>20</b>		<b>URUGUAY</b>			<b>539,255</b>
	38	DADOMO	Carla	364	206,610
	91	COLLAZO	Alejandra	365	167,814
	96	SANCHEZ	Claudia	363	164,832
<b>21</b>		<b>GREECE</b>			<b>509,872</b>
	51	TERZI	Angela Beth	298	200,463
	87	STAMOULI	Maria	299	173,106
	115	ELEFThERIADOU	Maria	296	136,304
<b>22</b>		<b>NEW ZEALAND</b>			<b>504,921</b>
	34	HAYVICE	Fiona	335	210,134
	105	TUFFERY	Dawn	336	156,054
	114	ALLAN	Kim	334	138,732
<b>23</b>		<b>UKRAINE</b>			<b>504,732</b>
	44	SHEVCHENKO	Olena	360	203,022
	108	PETRENKO	Iryna	359	153,391
	112	STAROSELSKA	Yuliia	361	148,319
<b>24</b>		<b>LATVIA</b>			<b>498,815</b>
	60	DŽAVIZA	Diāna	323	190,477
	81	DEVATŅIKOVA	Vita	324	175,175
	117	KALNIŅA	Liene	376	133,163
<b>25</b>		<b>BRAZIL</b>			<b>497,911</b>
	70	SOUZA	Neide Rosa	243	183,978
	102	AQUINO	Maria José Tomaz De	242	161,532
	109	SILVA	Valderez Pereira Da	241	152,401
<b>26</b>		<b>BELARUS</b>			<b>476,461</b>
	84	GOLUBEWA	Lena	235	173,188
	101	YARATS	Svyatlana	239	161,668
	113	BUTRYMAVA	Volha	238	141,605
<b>27</b>		<b>ESTONIA</b>			<b>412,633</b>
	82	RÜÜTEL	Raili	267	174,788
	98	KESAMAA	Liina	266	164,211
	141	VENNIKAS	Pille	269	73,634